



# Products for the building industry

VITO-Products for the building industry:  
From pre-compressed joint sealing tapes to  
one-sided adhesive sealing tapes for heating,  
ventilation and air conditioning







I enjoy every day working at VITO, because I know that in the end you will be able to use a perfect product.

## VITO Products for the building industry

**VITO Irmen GmbH & Co. KG, based in Remagen, Germany, is a manufacturer of single- and double-sided adhesive tape solutions for a wide range of applications: sealing, damping, protecting, storing, assembling and insulating. You can rely on the high quality of our products.**

On the building site, people are nailing, screwing, doweeling, mortaring and bonding. For all the different mounting methods, the focus is always on durability and warranty.

VITO Irmen supplies a wide product range of single- and double-sided adhesive foam tapes for use on the building site.

We are constantly developing new or modified products. Our existing products have proven themselves over decades and still continue to meet all the standards and requirements today. We continue to maintain our high demands in terms of quality – owing to continuous product tests and certifications. Every day, more than 90 reliable employees work hard to meet this demand.

If an adhesive tape does not meet your technical requirements, we are in a position to develop and supply a modified product, depending on the quantity you need.

Please ask for the appropriate product data sheets or contact your technical advisor.

For more information, please visit our website: [www.vito-irmen.de](http://www.vito-irmen.de)

Sealing tape	4
Partition wall tape	6
Nail sealing tape	7
Joint sealing tape (pre-compressed)	8
Adhesive sealing tapes for heating – ventilation – air conditioning	10
Mirror mounting tape	12
Mirror mounting brackets	15
Services	16
Application instructions for adhesive tapes	17
About VITO Irmen	18





## The product for good sound and water insulation

### VITOSEAL 100 PW

Due to their special properties, our VITOSEAL vinyl sealing tapes are universally applicable for the sealing of all kinds of interior and exterior applications. These tapes are characterised by good sealing properties against air, humidity, sound, warmth and cold.



The polyvinyl chloride foam chosen for this product consists of mostly closed cells. One side of the foam is covered with a modified acrylic adhesive. The rolls are wound with the adhesive layer facing inwards (up to a thickness of 10 mm; in greater widths, the adhesive layer is covered by a removable liner). VITOSEAL sealing strips feature a good mechanical resistance. The flexibility and smoothness of VITOSEAL permit a smooth adaptation to uneven surfaces, thus resulting in optimum sealing.

#### Characteristics

- good thermal and acoustic insulation
- high flexibility at high and low temperatures
- absorption of sound and vibration
- closed and abrasion-resistant surface / skin
- good weathering and ageing resistance
- temperature resistance from -30 °C up to 60 °C
- watertight above 30% compression (U-test)
- permanently flexible
- flammability (FMVSS 302)  $\leq 100$  mm/min (6 mm)

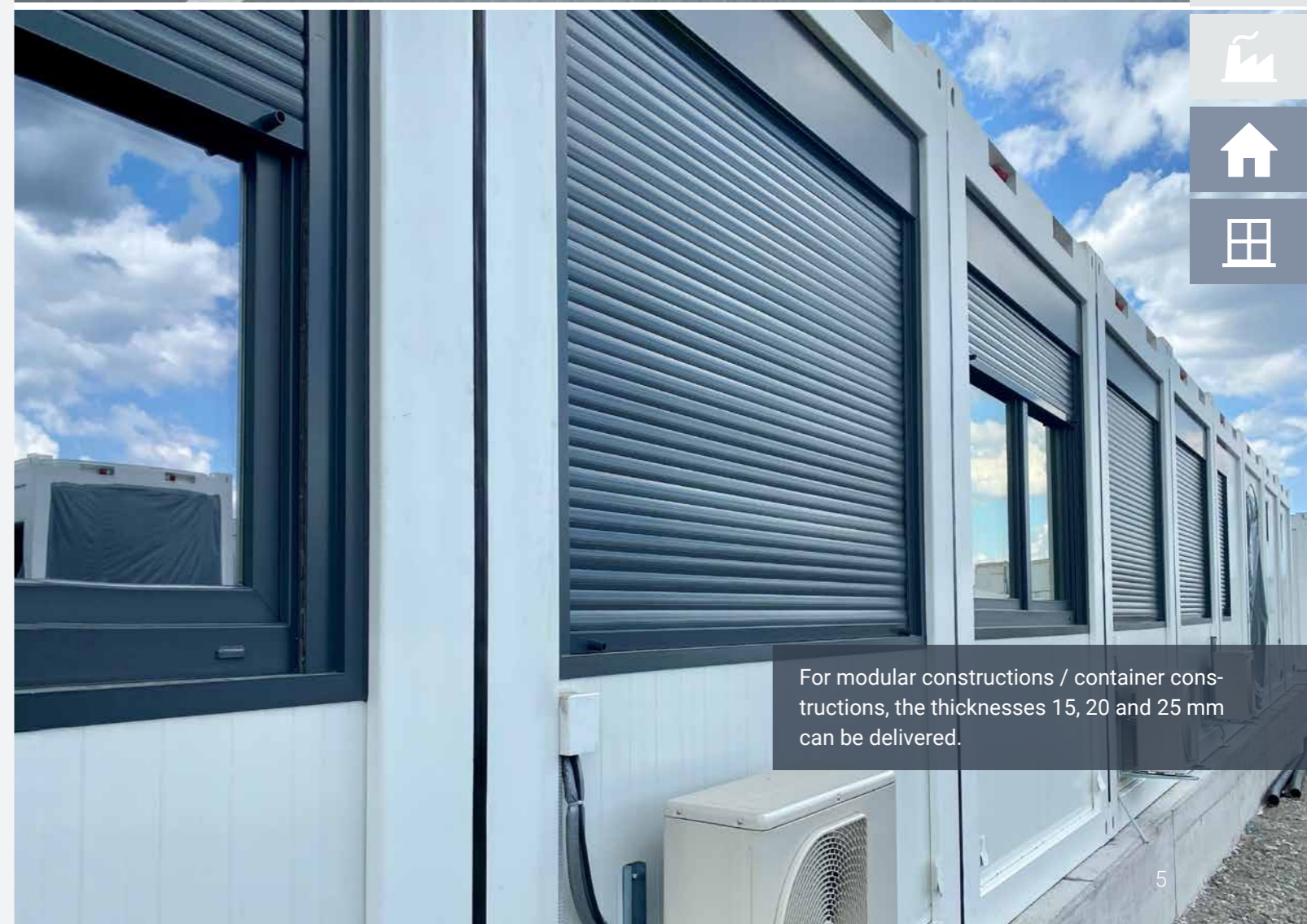
The product must not be utilized in connection with acrylic glass (PMMA, tradename Plexiglas) because the migration of plasticizers may cause stress cracks in PMMA materials over time.

In case of direct contact to PMMA it is advisable to choose other foams rather than PVC.

#### Available options

- one-sided self-adhesive
- thicknesses from 3 mm up to 20 mm
- widths from 6 mm up to 960 mm (depending on thickness)
- length of roll between 5 and 30 m (depending on thickness)
- standard version: density 100 to 120 kg/m<sup>3</sup>
- black colour

Other colours, versions and densities from 130 to 350 kg/m<sup>3</sup> upon request.



For modular constructions / container constructions, the thicknesses 15, 20 and 25 mm can be delivered.



## Sound insulation for interior finishing

### VITOLEN 111 G TWB B1 / VITOLEN 120 TWB B1

#### Reliable sound insulation with VITOLEN 111 G partition wall tape

The partition wall tape VITOLEN 111 G TWB B1 consists of a flexible soft foam with closed cells. This foam excels by its superior sound absorption, strong resilience, as well as its compatibility and harmlessness in accordance with biological standards for constructions.

Acoustic test results in conformity with the German industrial standard specification DIN 52210 are available. According to the sonic expertise issued by the

Fraunhofer-Institut für Bauphysik (Institute for constructional physics) in Stuttgart, an evaluated measure indicating sound insulation of joints ( $R_{ST,w} = 59 \text{ dB}$ ) has been achieved.

During the mounting of U- and C-shaped profiles, the application of one-sided self-adhesive partition wall tapes ensures an easy, clean, rapid and economical method of eliminating sound bridges within the joints. The excellent resilience of polyethylene foam provides a reliable sealing between different construction elements (for example, walls, ceilings and floors).

#### VITOLEN 111 G TWB B1

**Reliable sound insulation with VITOLEN 111 G partition wall tape. This product is delivered with the adhesive layer on the inside. It is not necessary to remove the protective liner, and thus the disposal of the liner is not required.**

#### VITOLEN 120 TWB B1


**The adhesive layer of the product is protected by a polyethylene film covering. The protective covering is removed when applying the partition wall tape, in order to eliminate, prior to the mounting, any contamination of the adhesive.**

#### VITOLEN 120 H TWB DSK (Double-sided adhesive)

**Both sides of the tape are coated with an adhesive layer on the entire surface. This tape is particularly suitable as a mounting aid for the fastening of ceiling profiles and can be applied in all cases where a bonding is required prior to the final fixation.**

width	number of rolls per dispatch unit	thickness	length of rolls	colour
30 mm	40	3 mm	30 m	black
45 mm	26			
50 mm	24			
70 mm	17			
75 mm	16			
95 mm	12			
100 mm	11			

other dimensions upon request



Application as partition wall tape



Application as nail sealing tape

## Moisture penetration? No way!

### NAIL SEALING TAPES VITOLEN 111 G AND VITOLEN 120 H

#### VITOLEN 111 G Nail sealing tape

**One-sided adhesive, closed-cell polyethylene foam. It is used for the sealing of nail and screw penetrations in the underlay, during the application of counter battens on the rafters.**

The product composition – the laminated reinforcement, consisting of a siliconized, transparent film – allows a quick application, without having to remove a protective liner.

#### VITOLEN 120 H Nail sealing tape DSK

**Double-sided adhesive, closed-cell polyethylene foam.**

The nail sealing tape is glued to the clean and well spread-out outside of the underlay. Then the counter battens are placed on the sealing tape and attached to the rafters with nails or screws.

Optional: The nail sealing tape is glued to the clean and dry counter battens. - This can already be done in the workshop. After removing the liner, the counter battens are glued with the sealing tape side to the underlay and attached to the rafters with nails or screws.



# Tight joints with VITO joint sealing tape

## VITO joint sealing tape BG1 and BG2

The joint sealing tape for the secure sealing of joints in conformity with DIN 18542:2009, stress category 1 and 2.

Joints are necessary and planned parts of each building. The construction elements are subject to significant variations of temperature and humidity, resulting in expansions which the masonry cannot absorb.

In addition, the construction elements are exposed to vibrations and other loads, such as UV radiation, wind and rain.

VITO joint sealing tapes fulfil the requirements of a secure joint sealing. Their permanent elasticity compensates the temperature-related movements of the construction elements, as well as building and material tolerances.



### VITO joint sealing tape BG 1

- Passed the "Hurricane-Test" with up to 9000 Pa wind pressure and 1050 Pa resistance to driving rain
- long-term weather resistance
- complies with DIN 18542:2009, exposure class 1
- Construction materials class B1 according to DIN 4102
- Thermal conductivity  $\lambda = 0.0412 \text{ W/(m}\cdot\text{K)}$
- Temperature resistance of  $-30 \text{ }^\circ\text{C}$  to  $+100 \text{ }^\circ\text{C}$ , short-term up to  $+130 \text{ }^\circ\text{C}$
- Resistance to driving rain  $\geq 600 \text{ Pa}$
- Joint sound insulation  $RS,W \geq 60 \text{ dB}$  (installed in two layers)
- diffusion-permeable
- can be painted over

### VITO joint sealing tape BG 2

- Complies with DIN 18542:2009, exposure class 2
- Resistant to driving rain up to 600 Pa (depending on compression)
- Standard flame retardance (EN 13501 construction materials class E)
- Thermal conductivity  $\lambda = 0.0396 \text{ W/(m}\cdot\text{K)}$
- Temperature resistance  $-30 \text{ }^\circ\text{C}$  to  $+100 \text{ }^\circ\text{C}$ , short-term up to  $+130 \text{ }^\circ\text{C}$

Pre-compressed, expansive, resistant to driving rain, permanently elastic and ecologically beneficial.


### Which product for which application?

	BG1	BG2
<b>Window trade</b>		
connection joints directly exposed to weathering	■	
connection joints (covered design)		■
wind-proof connection joints, joint permeability coefficient an 1,0	■	■
thermal separation / thermal insulation between fixed frame and masonry	■	■
sound-insulation windows	■	
profile connections, backing rods, strips		■
<b>Facades</b>		
expansion joints in concrete panels of prefabricated buildings	■	
connected thermal insulation systems	■	■
clinker masonry	■	
pre-fabricated concrete elements, sandwich elements	■	
natural stone facades	■	
metal facades	■	
supports for cast-in-place concrete, formworks	■	■
<b>Pre-fabricated constructions made of wood and metal</b>		
timber frame construction	■	■
log cabins, timber framing	■	■
pre-fabricated houses	■	■
winter gardens	■	■
insulation walls	■	■
<b>Interior construction</b>		
lightweight partition walls	■	■
airtight connection to sloped roof		■
isolation of double floors		■
<b>Civil engineering elements</b>		
joints in roadways	■	
joints in multi-storey car parks	■	
joints in runways	■	
secondary joints in sewage plants	■	
baseplates and foundations	■	
noise protection walls	■	
<b>Pitched and flat roofs</b>		
sun collectors, photovoltaics	■	■
skylights / flat windows in roofs	■	■
flat roof connections	■	
chimney connections	■	
metal sheet roofs, standing seams	■	
connections of strip lights and domes	■	
roof penetrations		■
roof ridge, borderline, edge, dormer	■	■
connections of gable wall, masonry		■

### Available Dimensions

Designation	depth of joint in mm	for joint width in mm	roll length in m
10/1,5-2,5	10	1,5 - 2,5	12
15/1,5-2,5	15		
20/1,5-2,5	20		
10/2-4	10	2 - 4	10
15/2-4	15		
20/2-4	20		
10/3-7	10	3 - 7	7,5
15/3-7	15		
20/3-7	20		
10/5-10	10	5 - 10	5
15/5-10	15		
20/5-10	20		
30/5-10	30		
15/7-12	15	7 - 12	4,3
20/7-12	20		
25/7-12	25		
30/7-12	30		
20/8-15	20	8 - 15	3
25/8-15	25		
30/8-15	30		
20/10-18	20	10 - 18	5
25/10-18	25		
30/10-18	30		

The joint sealing tape BG1 is also available in an XL-Version, with double roll length. Further information is provided in the technical data sheet. Other dimensions available on request.





## Perfect sealing of pipes, containers and housings

### Self-adhesive sealing tapes

**Save time and benefit from our self-adhesive sealing tapes in heating, ventilation and air conditioning installations, for the sealing of pipes, containers and housings**

We manufacture and supply adhesive tapes for the sealing of various types of pipes, containers and housings, according to your specific requirements. All of these products offer both high initial and final adhesion to different substrates such as plastics, metals or coated surfaces, without having to respect any pot life or waiting times.

The different expansivities of the materials put together are compensated by the tape, and the flexible foams seal reliably against dust and air.



VITOLEN 111

**It is used as a glazing tape and in general for sealing and insulating purposes.**

- Quick application without removal of a liner
- Very good adhesion on different surfaces
- Very good thermal insulation properties
- The closed-cell foam hardly absorbs humidity

**Temperature resistance**  
-40°C to 50°C  
-40°C to 90°C

**Thickness**  
2 - 6 mm / 8 and 10 mm



VITOLEN 120

**It is used as a glazing tape and in general for sealing and insulating purposes.**

- With protective liner (PO-Film)
- Very good adhesion on different surfaces
- Very good thermal insulation properties
- The closed-cell foam hardly absorbs humidity

**Temperature resistance**  
-40°C to 50°C  
-40°C to 90°C

**Thickness**  
2 - 6 mm / 8 and 10 mm



VITOSEAL 100 PW / S005

**VITOSEAL 100 PW is used for sealing and dampening, for interior and exterior use.**

- the elastic properties of the foam provide a very good adaptation to many different surfaces
- the "quick roll"-product design enables an easy application without overstretching
- good resistance against UV radiation
- with the adhesive layer towards the inside, without protective liner

**Temperature resistance**  
-30°C to 60°C

**Thickness PW**  
3, 4, 5, 6, 8 and 10 mm


**Thickness S005**  
15, 20 und 25 mm  
(with covered adhesive layer)



## Mirror, mirror on the wall!

### VITOMOUNT 125 mirror mounting tape

The VITO mirror mounting tapes of series SS-70 / 100 ensure a long service life and thus a durable adhesion for many years.



#### VITOMOUNT 125 SS-70 PBR

**Easily torn due to paper carrier**

Thickness 1 mm – white and black

Thickness 1,6 mm – white

#### VITOMOUNT 125 SS-100

**Green film liner**

Thickness 0,8 mm – white

#### VITOMOUNT 125 SS-70

**Green film liner**

Thickness 1 mm – white and black

Thickness 1,6 mm – white

VITOMOUNT mirror mounting tapes consist of a closed-cell, flexible polyethylene foam, coated on both sides with a special acrylic adhesive. VITO mirror mounting tapes of the **125 SS 70/100** range guarantee a long service life and, therefore, durable adhesion for many years. Tapes of this range are also suitable for application in rooms with temporarily higher humidity rates than in normal conditions, for example, in bathrooms. Applications in humid places with increased humidity rates caused by splash and condensation water are not recommendable.

The VITO mirror mounting tapes are resistant to softening agents and compatible with plexiglass. These tapes can be applied at temperatures ranging between  $-40\text{ }^{\circ}\text{C}$  and  $70\text{ }^{\circ}\text{C}$ . The compatibility with conventional mirror varnishes has been verified. With regard to the adhesion of mirrors equipped on the reverse side with a splinter-proof film, a verification with VITO is necessary in order to obtain approval for the conceived application, as otherwise VITO cannot take any liability concerning the adhesion. High peeling and shearing values ensure the strength of the bonding, also with high loads.

The soft and flexible foam compensates slightly uneven surfaces. The recommended application temperature ranges between  $+18\text{ }^{\circ}\text{C}$  and  $30\text{ }^{\circ}\text{C}$ . VITO mirror mounting tapes can be used for indoor and outdoor applications, however, the tape is not suitable for direct UV radiation. The high permanent adhesive power which is required for the fixation of mirrors, is ensured by the VITO mirror mounting tape.

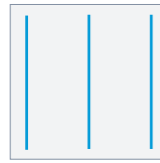
Due to its easily tearable protective paper cover, the type **VITOMOUNT 125 SS 70 PBR** is particularly practical wherever a quick mounting process is required.

For mounting mirrors on low-energy plastic surfaces, as utilized in the furniture industry (veneer films and other critical plastic-laminated, low-tension surfaces), a special mounting tape is necessary. We should be glad to advise you in relation to this. Adhesive tapes are not appropriate for overhead mounting. For this particular application, these tapes can only serve as auxiliary mounting aid.





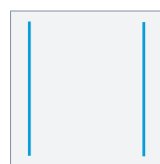
## Instructions for the application of mirror mounting tapes



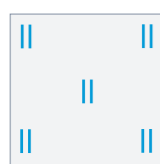
right



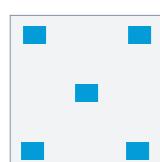
right



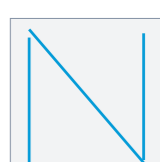
right




right




wrong



wrong



wrong



wrong

### General guidelines

These application instructions for the mirror mounting tapes VITOMOUNT 125 SS-70 and VITOMOUNT 125 SS-100 provide useful information for an optimum application. Should this information not be sufficient for your application, or should you require further guidance, please let us know. We should be glad to advise you.

### Application temperature

The most favourable application temperatures for mirrors, the corresponding substrates to be bonded, and the adhesive tape itself are between 15 °C and 30 °C. Bonding below 15°C temperatures is not recommendable. When moving the adhesive tape from a cold to a warmer place, ensure that there is sufficient time for acclimatization to avoid condensation on the surface. The same applies to the mirrors and substrates which are to be bonded.

### Surface cleaning

Before applying the adhesive tape, the reverse side of the mirror must be carefully cleaned and degreased. To do this, apply some methylated alcohol or benzine spirit onto a clean cotton cloth or onto a cellulose paper that has been repeatedly folded, and clean thoroughly the areas on the back of the mirror that are to be bonded. Other liquid cleaners may only be used if they do not contain surfactants. The safety and processing instructions when handling flammable solvents must be observed in accordance with their labelling. Before the solvent evaporates, rub the surface with a dry and lint-free cloth, so that no streaks are left on the mirror. Clean the surface on which the mirror is placed (substrate) in the same way. After cleaning, allow the solvent to evaporate completely so that the surface warms up to room temperature again. The surface must be clean, dry and sufficiently warm. Silicone spray must not be used in work areas where adhesive tape is used.

Do not touch the adhesive surfaces. Press the adhesive tape firmly and evenly onto the back of the mirror with a pressure roller at a pressure of at least 10 N/cm<sup>2</sup>. Please ask for the table with the required adhesive quantities for your mirror surface. If the table requires adhesive tape lengths of more than 50 cm, please divide the total length into several strips no longer than 50 cm.

### Surface condition

- Good adhesions can be attained only on smooth, even surfaces.
- Non-critical substrates are metals, glass, ceramic tiles with a smooth surface, rigid PVC, polycarbonate and ABS.
- Critical substrates are PP / polypropylene and PR / polyethylene; powder paint, rubber, plastics equipped with lubricants, soft PVC and silicone.
- Porous surfaces (for example, concrete) or fibrous materials (for example, wood) require a sealing of the surface before bonding.
- Bonding on soft PVC requires a primer or special adhesive tapes.
- Mirrors with a splinter protection film on the back will require prior tests and approval by VITO, otherwise no liability will be accepted.
- The surface of the counterpart (i.e., the wall) must be as even as the mirror glass in order to allow the tape to thoroughly touch both surfaces.

### Please note:

- Outdoor applications under the influence of weathering conditions and indoor applications in rooms with elevated humidity resulting from spraying or condensing water are not permissible.
- Avoid designs in which the weight of the mirror puts perpendicular force onto the tape surface, such as overhead mountings and mountings on inclined surfaces. In these cases, the adhesive tapes can only serve as a mounting aid, not for the actual fixation.
- Allow 24 hours' time between taping the mirror and fixing it to the wall.
- The adhesive tape should always run in vertical, not in a horizontal direction.

## VITOFIX PLUS 1

Can be used for the mounting of mirrors up to 1,6 m<sup>2</sup> size and 6 mm thickness (max. mirror weight up to 24 Kg)

### 1 set consists of the following components:

- 2 mirror holders (self-adhesive)
  - 2 wall hooks
  - 2 velcro fastening plates (hook-and-loop part, the loop part is self-adhesive)
- Content of 1 carton: 12 sets



## The invisible mirror mounting bracket

### VITOFIX PLUS

With our VITOFIX PLUS mirror mounting system, you can mount mirrors on the wall quickly and easily without any visible fastening. The adhesive connection can be loaded immediately.

A velcro connection (VITOFIX PLUS 1) helps to adjust the mirrors exactly in the balance.

- The adhesives are characterized by a high initial and permanent adhesive power.
- The self-adhesive connection is for permanent mounting and the mirror bracket can also be used in rooms where it is exposed, from time to time, to a higher level of air humidity than usual, e.g. in bathrooms.
- The mounting is particularly easy, saving time and expenses.
- After its mounting, the mirror can be removed and re-affixed without the use of tools.
- The velcro fastening system ensures that mirror does not slide during mounting and even slight lateral or vertical corrections of the mirror position are possible.

## VITOFIX PLUS 2

Can be used for the mounting of mirrors up to 0,8 m<sup>2</sup> size and 6 mm thickness (max. mirror weight up to 12 Kg)

### 1 set consists of the following components:

- 2 mirror holders (self-adhesive)
  - 2 wall hooks
  - 2 double-sided self-adhesive spacer pads
- Content of 1 carton: 30 sets







## A large variety of products

Our adhesive tapes can be used for a wide variety of applications, depending on the type of tape and adhesive.

Please ask us if you are looking for an appropriate product to suit your particular application or use our "Tape Selector" on our website:

[www.vito-irmen.de](http://www.vito-irmen.de)



## Individual roll widths

You need a different roll width? We cut the rolls for you to the desired width, starting from 6 mm width (depending on the product).



## Standard die-cuts

Your adhesive tape should be a punched tape? Round, oval, square, with a finger lift or loosely poured in bulk? We die-cut your roll on our roll die-cutting machine individually, efficiently, and according to your specification.



## Die-cutting any shape according to custom design

You require a self-adhesive product in a special shape? Upon request we supply to you custom-made die-cuts according to your CAD-drawing: sheets or strips, non-adhesive, one-sided or double-sided adhesive.



## Bobbins and rolls with great lengths

We can supply some of our products also as bobbins or rolls with great lengths, for automatic processing. The great lengths allow you to minimize the set-up times of your machines.

# Instructions for the application of adhesive tapes

### General guidelines

These instructions are to be seen as guidelines for the user of adhesive tapes. They provide useful information for an optimum application. Should this information not be sufficient for your application, or should you require further guidance, we should be glad to advise you.

### Application temperature

The most favourable application temperatures (object- and application temperature) are between 15 °C and 30 °C. Bonding below 15°C temperatures is not recommendable. Exceptions are possible only for tapes with special types of adhesives that can be applied even at low temperatures.

### Please note:

- Below the recommended application temperature, the adhesive can become too hard. As a consequence, the optimal adhesion values will not be achieved.
- When moving the adhesive tape from a cold to a warmer place, ensure that there is sufficient time for acclimatization to avoid condensation on the surface. The same applies to the substrates which are to be bonded.

### Surface cleaning

In order to achieve and use with optimal effect the properties indicated in the technical data sheet, the surfaces to be glued must be dry and clean (remove dust, grease, humidity). Cleaning substances should comprise compatible solvents, for example, benzine or alcohol. Please observe the manufacturers' corresponding safety precautions. The cleaning cloth must be clean and exempt from lints and can be used once only. Do not touch the adhesive surface after cleaning.

### Surface condition

Good adhesions can be attained on smooth surfaces and surfaces with a high surface energy; whereas rough surfaces require a thicker adhesive layer. Non-critical substrates are metals, glass, rigid PVC, polycarbonate and ABS. More critical substrates with a low surface energy are polypropylene and polyethylene; powder paint, rubber, plastics equipped with lubricants, teflon and silicone.

### Please note:

- Porous surfaces (for example, concrete) or fibrous materials (for example, wood) require a sealing of the surface before bonding.
- Adhesions on soft PVC require a primer or special adhesive tapes, in order to reduce the migration of plasticizers.

### Pressure

Firmly press the adhesive tape onto the surface using a roll or a scraper. Hard adhesives require a higher application pressure than soft adhesives, in order to develop the necessary adhesive strength.

### Load

In general, any designs must be avoided that produce a delamination load or peeling force. Shearing and tensile loads must be distributed over the entire adhesive surface. Tensions at the end sections of the assembling elements must be avoided.

### Please note:

- Permanent tensions impair the stability of the adhesion.
- The adhesive tape should not be charged with a mechanical load earlier than 24 hours after the application.

### Storage

The material is to be stored in the original cardboard box at room temperature and a relative humidity of about 60% and must be protected against direct UV radiation. The storage life is indicated in the corresponding technical data sheet.

### Verification of suitability

All indicated details and technical information are based on laboratory examinations or specifications of our suppliers. All these details and information have been determined to the best of our knowledge. However, a guarantee regarding the respective completeness and correctness is excluded. Prior to the use of our product, it is necessary to check the suitability for the intended purpose of application. Questions relating to guarantee and liability for this product are regulated in our general business terms, unless legal regulations provide other relevant stipulations.








1963: The first coating line



2022: Roll-production with high-tech machines



Of vital importance: our qualified staff



Quality control in our own laboratory

## VITO Irmén Quality since 1907

**On March 12th, 1907, Alfred Irmén establishes in Weißenthurm the technical wholesale trade with chemical-technical products. The beginning of a long company history.**

In 1913, the company moves to Remagen, where its headquarters are still based today. During the 1950s, the portfolio changed from felt products to polyethylene foams which were laminated with felt. After being coated with a one-sided self-adhesive layer, this material served as spacers. Metal and plastic foils supplemented the portfolio – a range that now also attracted attention on an international level.

The big seller at the time was „VITOPLAST - against drafts, dust and door slamming.“ The product made many a draughty apartment feel more comfortable. With the first coating plant in 1962, rolls could be coated in an economical way.

**VITO Irmén today: production on more than 15.000 m<sup>2</sup> of space**

Today VITO Irmén produces on the most modern coating, stamping, winding and cutting machines a large portfolio of self-adhesive products for applications in industry, glass/windows/facades, construction, automotive, medical technology and renewable energies. With the building of a new production and warehouse facility in Remagen with more than 6,000 m<sup>2</sup> of production and storage space we are well prepared for future requirements.

## Put to the test every day

**You can rely on us: Our products are subject to constant quality controls.**

You can only grant a warranty to your customer if you can rely on the products of your own supplier.

All our adhesive products not only comply with the high German manufacturing standard, but also to the specified DIN and ISO standards.

To prevent variations in quality, all production batches are tested in our laboratory for the various properties: shear and tensile behavior, temperature properties and more. Please note our application instructions on page 17.

## Further catalogues

### Industry

- Double-sided adhesive foam tapes
- Adhesive transfer films
- Sealing and Isolation
- Sealing – insulation – protection



### Glass / Window / Façade

- Distance and shipping pads
- Spacers
- Edge protection tape for fire-protection glass
- Double-sided adhesive tapes for the extrusion of PVC profiles
- Dry Glazing tape for insulation glass windows
- Structural Glazing
- Sealing tapes for the glazing of wooden windows



### Automotive

### Medical technology

### Renewable energies

[www.vito-irmen.de](http://www.vito-irmen.de)







**VITO Irmén GmbH & Co. KG**

**Postal address** Postfach 1720 · D-53407 Remagen · Germany

**Factory 1 / Office** Mittelstrasse 74-80 · D-53424 Remagen · Germany

**Factory 2** Robert-Bosch-Strasse 1 · D-53424 Remagen · Germany

+49 2642 4007-0

sales@**vito-irmen.de**

Your contact person / specialized dealer

